

Funds Performance 8/31/2006  
 (Net of all expenses)

\*\*Yield performance

Fund Name	CDG			Asset Characteristics	Unit Value	Tot	Tot	Tot Ret	Tot Ret	
	Quotron	CDG	Inception			Ret	Ret	Annlzd	Annlzd	
Benchmark	Symbol	Ticker	Date			1 Mo	3 Mo	YTD	1 Yr	3 Yr
<b>Internet Technology Sector Fund</b> Munder Capital Management <i>Lipper Science &amp; Technology Funds Median</i>	MNNYX	TKF	02-16-00	Stocks relating to internet technology	1.7483					
<b>Healthcare/Biotechnology Fund</b> Munder Capital Management <i>Lipper Health/Biotechnology Funds Median</i>	MFHYX	HBF	09-30-01	Long-term capital appreciation	12.2677					
<b>Small Cap Index Fund</b> World Asset Management <i>S&amp;P Small Cap 600 Index</i>		SIF	03-01-99	Stocks corresponding to S&P Small Cap 600 Index	21.6833					
<b>Foreign Equity Fund</b> Towneley Capital Management <i>Lipper International Multi-Cap Core Funds Median</i>		FEF	12-31-92	International stock	24.4484					
<b>Mid-Cap Index Fund</b> Asset Management <i>S&amp;P Mid-Cap 400 Index</i>	World	MIF	10-01-03	Stocks corresponding to S&P Mid Cap 400 Index						N/A
<b>Large Cap Growth Fund</b> SEI Investments <i>Russell 1000 Growth Index</i>	SELCX	LGF	03-01-99	Large cap growth oriented stocks						
<b>Large Cap Value Fund</b> SEI Investments <i>Russell 1000 Value Index</i>	TRMVX	LVF	03-01-99	Large cap value stocks						
<b>Socially Responsible Fund</b> Parnassus Investments <i>Lipper Equity Index Funds Median</i>		SRF	01-31-06	Socially responsible stock investments				N/A	N/A	N/A
<b>S&amp;P 500 Index Fund</b> World Asset Management		SPF	03-01-99	Stocks corresponding						

Funds Performance 8/31/2006  
 (Net of all expenses)

\*\*Yield performance

Fund Name	CDG			Asset Characteristics	Unit Value	Tot	Tot	Tot Ret	
	Quotron Symbol	CDG Ticker	Inception Date			Ret 1 Mo	Ret 3 Mo	Tot Ret YTD	Annlzd 1 Yr
<i>S&amp;P 500 Index</i>					to S&P 500 Index				
<b>Value Equity Fund</b> <b>New York Life Investment Management</b> <i>Lipper Multi-Cap Value Funds Median</i>		VEF	01-31-83	Small/mid/large cap value stocks					
<b>Real Estate Equity Investment Trust Fund</b> <b>Munder Capital Management</b> <i>National Association of Real Estate Investment Trusts (NAREIT)</i>	MURYX	REF	03-01-99	Stocks investing in real estate investment trusts					
<b>Asset Allocation Fund</b> <b>Ferguson Wellman Capital Management</b> <i>Lipper Mixed Asset Target Allocation Moderate Funds Medium</i>		AAF	1973	Stocks and bonds					
<b>Bond Income Fund</b> <b>Wentworth, Hauser &amp; Violich</b> <i>Lipper General Bonds Funds Median</i>		BIF	05-01-96	Government & Corporate bonds					
<b>GNMA Fund</b> <b>SEI Investments</b> <i>Lipper GNMA Funds Median</i>	SEGMX	GMF	09-30-01	Mortgage-backed securities					
<b>Stable Asset Fund**</b> <b>SEI Investments</b> <i>Lipper Money Market Funds Median</i>		SAF	08-27-90	Deposit contracts with insurance companies, banks					
<b>Trust Savings CD Fund**</b> <b>Wentworth, Hauser &amp; Violich</b> <i>Lipper Money Market Funds Median</i>		CDF	1974	Federally insured certificates of deposit					
<b>Destination 2015 Fund</b> <b>Asset Management</b> <i>S&amp;P 500 Index</i>	<b>World</b>	D15	01-31-06	Investments based on target retirement date			N/A	N/A	N/A






Funds Performance 8/31/2006  
 (Net of all expenses)

\*\*Yield performance



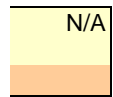
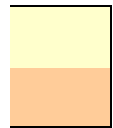
Fund Name	Quotron Symbol	CDG Ticker	CDG		Asset Characteristics	Unit Value	Tot Ret	Tot Ret	Tot Ret	Tot Ret	
			Inception Date	1 Mo			3 Mo	YTD	Annlzd 1 Yr	Annlzd 3 Yr	
<b>Destination 2025 Fund</b>	<b>World</b>	D25	01-31-06	Investments based on					N/A	N/A	N/A
<b>Asset Management</b>											
<i>S&amp;P 500 Index</i>				target retirement date							
<b>Destination 2035 Fund</b>	<b>World</b>	D35	01-31-06	Investments based on					N/A	N/A	N/A
<b>Asset Management</b>											
<i>S&amp;P 500 Index</i>				target retirement date							
<b>Destination 2045 Fund</b>	<b>World</b>	D45	01-31-06	Investments based on					N/A	N/A	N/A
<b>Asset Management</b>											
<i>S&amp;P 500 Index</i>				target retirement date							

NOTE: Benchmarks are shown in *Italics* beneath each Guild fund.  
 Guild fund performance is "net of expenses" and should be taken into consideration when making comparisons to their respective benchmarks.  
 The information in this report indicates past performance which assumes investment at the beginning of the period indicated. Past performance is not a guarantee of future results. Shares involve investment risk, including the possible loss of principal. Total return reflects the reinvestment of all dividends and capital gains. An investment in money market funds is neither issued nor guaranteed by the Federal Deposit Insurance Corporation or any other government agency.  
 Before investing or sending any money, read the **Investment Disclosure Information** (Rev. 3/2006) to learn about the investment objectives and risks of each fund.

Tot Ret  
Annld  
5 Yr



Tot Ret  
Annld  
5 Yr



**Tot Ret  
Annld  
5 Yr**

N/A

N/A

N/A